


Precisely for you.



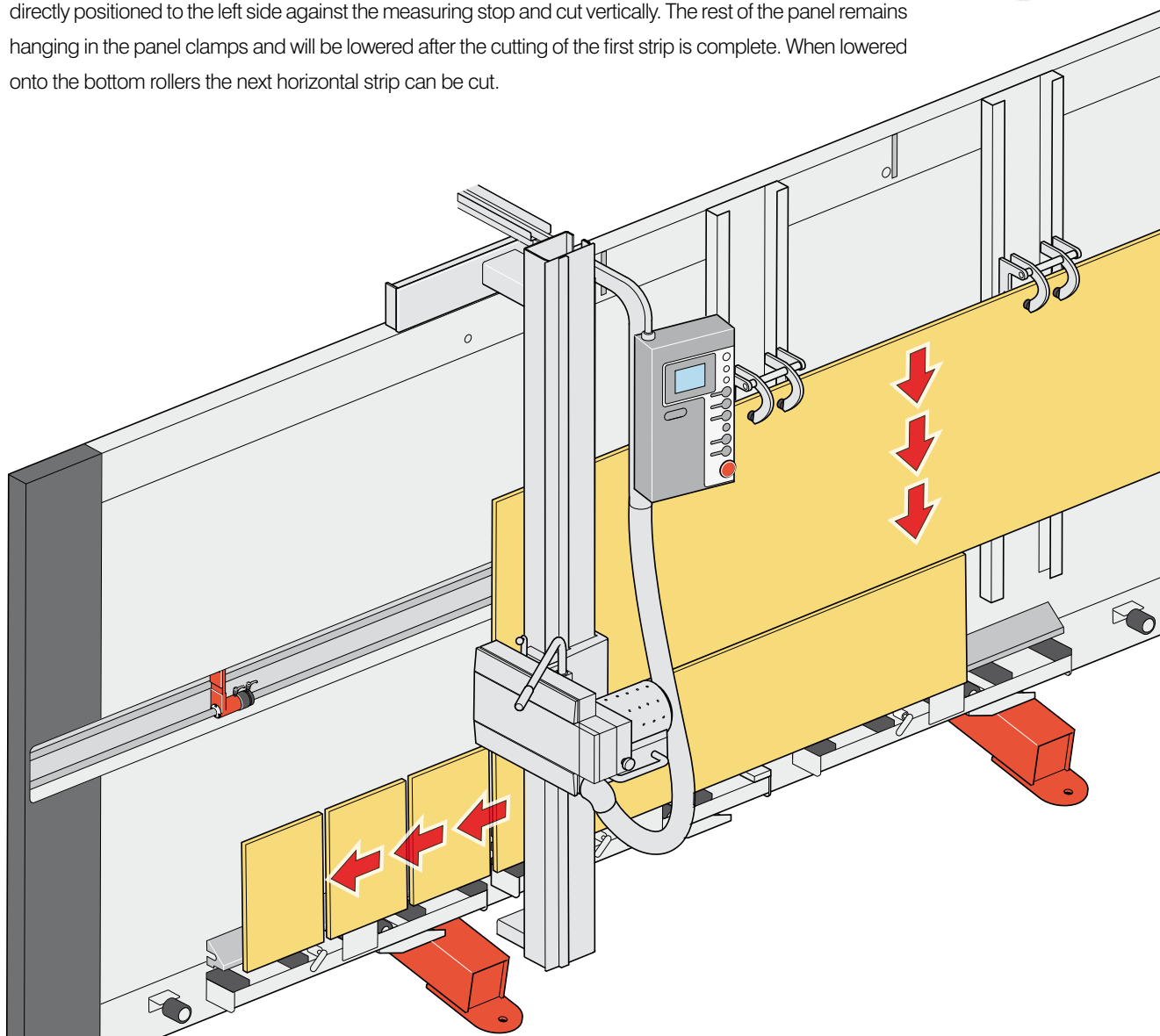
The Advance:
less handling,
more production!



ELCON
SAWING TECHNOLOGY

The Advance System

The Elcon Advance system uses two moving panel clamps which hold panels from the top making it possible to work from the bottom of the panel resulting in great advantages. It is possible to size a panel horizontally as well as vertically **without** the need to remove, store and replace the cut material. In addition to this the panel (or multiple panels) can easily be referenced by cutting from below.

Because the panels are clamped and lifted from the top, cuts are always made from the bottom of the panel. After making a reference cut a horizontal strip can be cut from the bottom. This strip can then be directly positioned to the left side against the measuring stop and cut vertically. The rest of the panel remains hanging in the panel clamps and will be lowered after the cutting of the first strip is complete. When lowered onto the bottom rollers the next horizontal strip can be cut.





The eight advantages at a glance:

- Cut strips do not need to be taken off the machine
- Strips do not need to be stored between cuts
- Strips do not need to be replaced for vertical cutting
- The last strip does not need to be rotated for a reference cut
- Large panels can be referenced without rotating
- Multiple panels can be cut at once
- No need to insert wedges to support the cut
- And all this can be performed by one operator



Multiple panels at once

Multiple panels can easily be sized in one cutting cycle. Making reference cuts as well as cutting stacks of panels, even thin ones, can be easily performed in a very efficient manner.

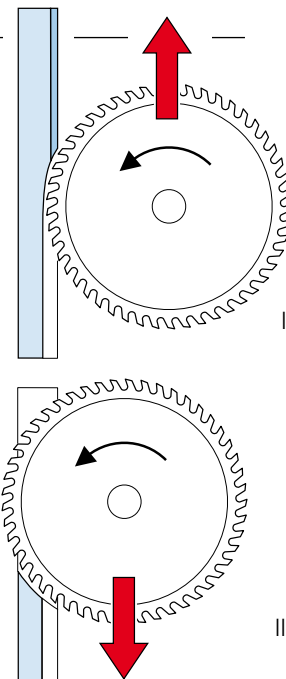
Measuring stop with extension



The robust folding measuring stop (with fine adjustment) on a 30 mm steel shaft and square stop-extension is supplied as standard. The need for lifting heavy panels on to the mid fence is no longer necessary.

Double cut scoring

Scoring is not only possible with the TWIN III scoring unit, but also with the main blade. With double cut scoring, the top layer of the panel is scored with a reduced saw blade plunge while positioning the head for the main cut(i). Then, the saw blade is plunged fully into the panel and the cut is completed (II).



Double bearing bottom rollers

Standard every Advance is executed with double bearing aluminium bottom rollers. These are always combined with a pneumatic panel clamp to hold the panels while cutting.

Frame

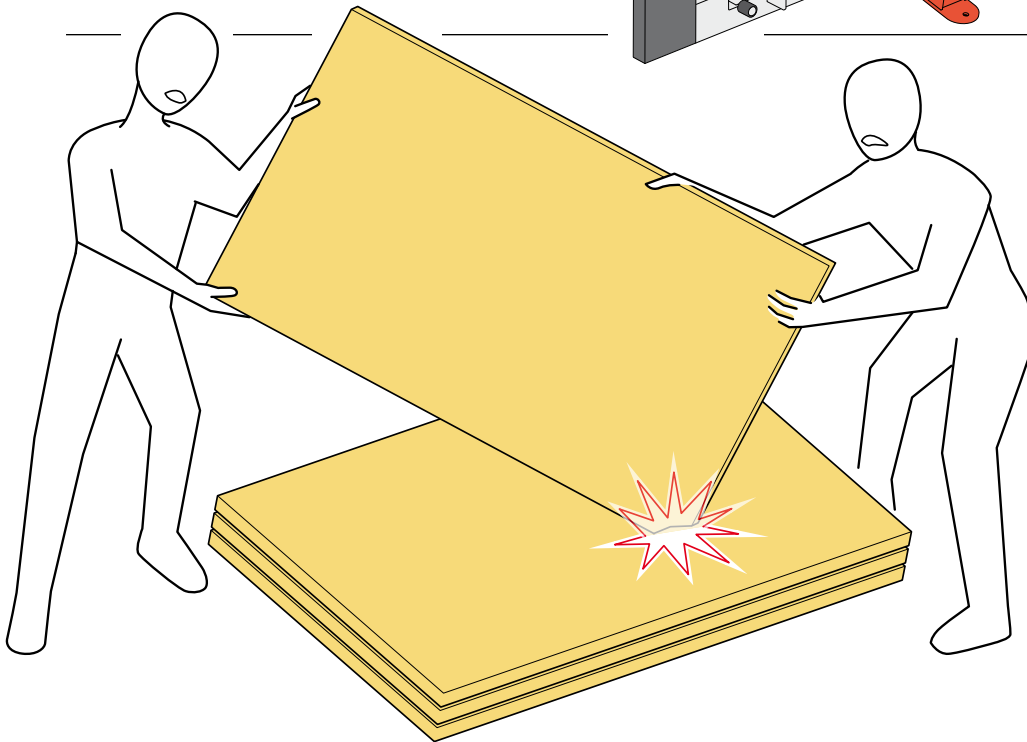
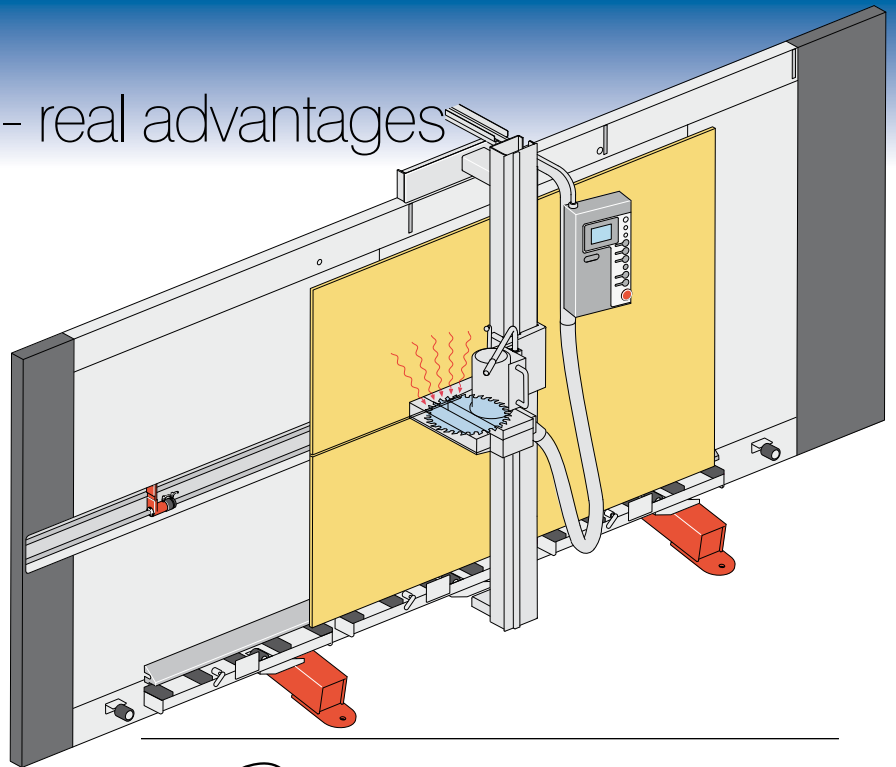
A fully self-supporting construction with torsion-rigid carrying modules is the basis for the steel length guidance shaft. The tension free guidance ruler guarantees an accuracy within 0.1 mm/m. The hardened steel bar ensures a very long life.



The Advance system - real advantages

Material pressure on saw blade

When cutting panels horizontally one would normally need to place wedges in the cut to prevent the panel from pressing back down on the saw blade. Because the Advance system supports the upper side of the panel the cut is made tension free without any pressure on the saw blade.

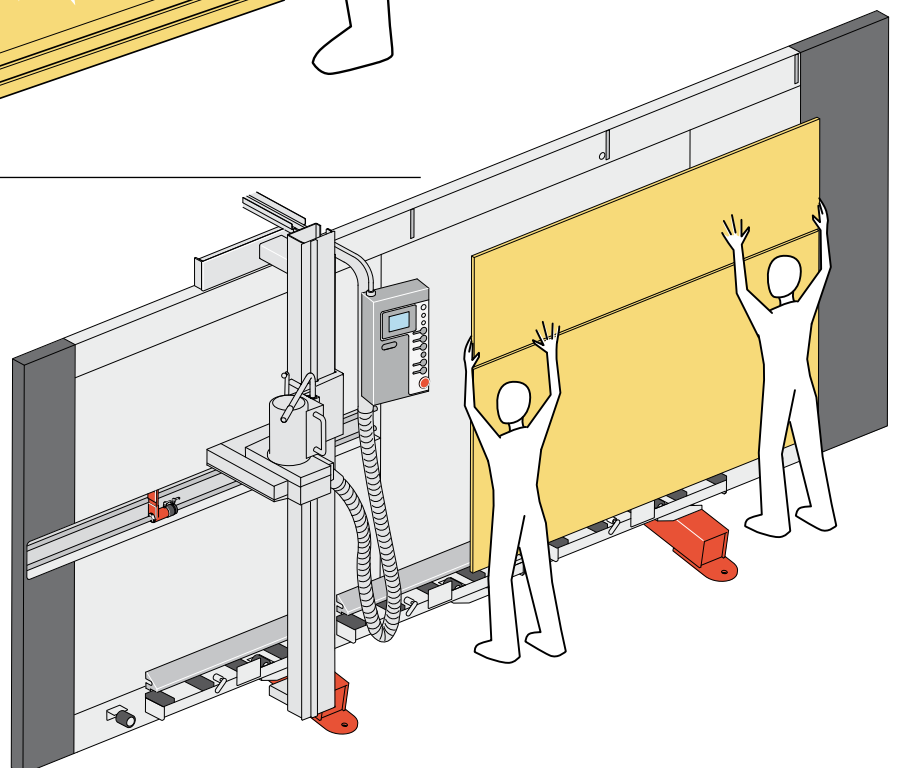


Storing strips

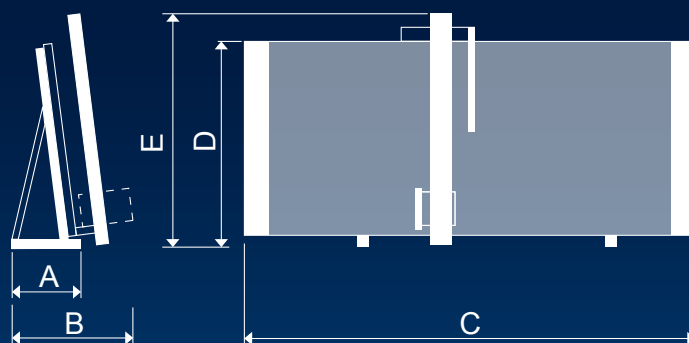
There is no longer a need for taking off strips and storing them between cuts. This means fewer people, less handling, decreased time, less lifting while reducing the chance of damaging the strips. Pure profits!

Handling heavy panels

Because the cutting sequence is done from the bottom upwards, the need for lifting and storing heavy strips is obsolete. The need for two people handling panels, often at heights above lifting capabilities between cuts is no longer necessary.



D
DS
DSX
Advance
Advance² Quadra



Technical data	Standaard	Automaat
Maximum cutting length	4300/5300	4300/5300
Maximum cutting height (hor)	2000	2000
Maximum cutting height (vert)	2100	2100
Maximum panel height	2100	2100
Cutting depth with clamps	55	55
Cutting depth without clamps	80	80
Cutting speed	manual	0-20 m/min
Diameter saw-blade	300	300
Electric supply	400V/3f/50Hz	400V/3f/50Hz
Motor (S6)	4 kW	4 kW
Air requirements	6 bar	6 bar
Extraction flow rate	1x100	1x100

Dimensions (mm) and weight	Standard	Automatic
A	945	945
B	1750	1750
C	5510/6510	5510/6510
D	2580	2580
E	3050	3050
Weights kgs	1000	1040
<i>When cutting horizontally at the highest position: +160 mm. Extra space to the right: +300 mm.</i>		
Special sizes on request.		

Family features across the Elcon range

- Unique long life guidance for saw beam
- Super silent motor casing by use of noise isolation material
- Safety: CE tested, micro switch security, "Tilt" switch
- Precision: 0,1 mm/m (DIN 875/1)
- Construction: robust modular welded frame, heavy cast iron flip stop, on solid steel axis

Features of the Advance

- Maximum material thickness, 80 mm
- Equipped with pneumatic functions as standard
- Many additional functions possible
- Operation possible via an intuitive touch screen

Standard Accessories - Advance Manual and Automatic

Pneumatic plunging of saw head
Pneumatic locking of saw unit with fine adjustment
Automatically moving rear support frame
Double bearing bottom rollers, with pneumatic panel clamp
Advance system with 2 clamps
Extra support strips for smaller pieces
Double secured fine adjustable flip stop
Supplied with CD-ROM, user guide, tooling and Internet support access
Clipboard for cutting lists
Mid fence in 2 parts with integrated end stop
Ideal entry and exit rollers
Panel tilting/placing guidance
Integrated guidance rail cleaners
Indestructible double chain guidance for saw unit
Electromagnetic brake on saw motor
Repeat stop for strip cutting
Programming rail for repetitive sizes
Square stop extension

Optional Accessories - Advance Manual and Automatic

5.5 kW (S6) motor
Digital read-outs (horizontal and/ or vertical)
Extra pneumatic panel clamp
Pneumatic mid fence
TWIN scoring unit
Small work piece support
Electronic positioning module for vertical cutting
Programmable cutting of horizontal strips
Programmable vertical cross cutting
Automatic positioning of saw-beam
Panel tilting ruler
Saw motor with 2 speeds
Infinitely variable speed control for saw motor
Lubrication system for solid aluminium
V-grooving router for Alu-bond materials
Pneumatic tilting of saw group
Double cut scoring with main blade

Standard Accessories for Advance Automatic

Automatic cutting cycle for horizontal and vertical cutting
Pneumatic mid fence
Infinitely variable cutting speed
Adjustment of course of cutting travel

Elcon is continuously working on development and perfecting its product range, which may result in changes to product specifications without prior notice

PO Box 72 2450 AB Leimuïden The Netherlands
Waaier 2 2451 VV Leimuïden The Netherlands

ELCON
SAWING TECHNOLOGY

T +31 (0) 172 50 88 91 F +31 (0) 172 50 78 92
E info@elcon.nl www.elcon.nl